

## CREDIT OPINION

27 April 2022



### RATINGS

#### Barcelona, City of

Domicile	Spain
Long Term Rating	Baa1
Type	LT Issuer Rating - Fgn Curr
Outlook	Stable

Please see the [ratings section](#) at the end of this report for more information. The ratings and outlook shown reflect information as of the publication date.

### Contacts

**Marisol Blazquez** +34.91.768.8213  
AVP-Analyst  
marisol.blazquez@moody's.com

**Stefan Ritzka** +49.69.707.30947  
Associate Analyst  
stefan.ritzka@moody's.com

**Sebastien Hay** +34.91.768.8222  
Senior Vice President/Manager  
sebastien.hay@moody's.com

## City of Barcelona (Spain)

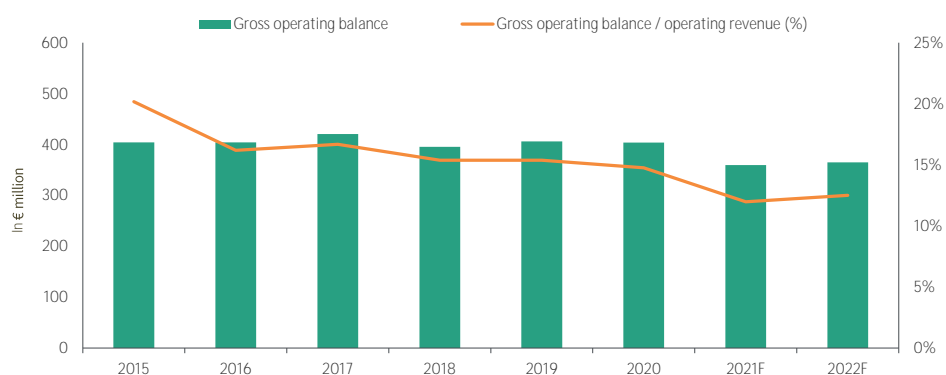
Update following assignment of ESG scores

### Summary

The credit profile of the [City of Barcelona](#) (Baa1 stable) reflects the city's robust budgetary management and solid financial fundamentals in recent years, which have ensured a high self-financing capacity and low need for debt financing. Because of its self-imposed financial rules, Barcelona has generated high levels of operating surpluses during the last decade (18% on average) and limited its debt to below 60% of operating revenue (around 29% as of year-end 2020). Although the coronavirus pandemic led to lower tax revenue because of a slowdown in the city's economy, 2020 results showed a similar operating and financing performance as in 2019.

Exhibit 1

**Barcelona's good operating performance will remain for the following two years**



F: forecast. This represents Moody's forward view, not the view of the issuer.  
Sources: Issuer and Moody's Investors Service

### Credit strengths

- » Robust governance and financial management
- » Strong financial performance
- » Low indebtedness and good liquidity
- » Large diversified economy

### Credit challenges

- » Limited fiscal flexibility

## Rating outlook

The rating outlook is stable, reflecting our view that Barcelona will maintain its sound fiscal position in the coming years. Although the city's finances in 2021 will deteriorate because of the impact of the pandemic, we expect the deterioration in its fiscal metrics to be temporary.

## Factors that could lead to an upgrade

Because Barcelona's rating is at par with that of [Spain](#) (Baa1 stable), an upgrade of its rating would require an upgrade of the sovereign rating.

## Factors that could lead to a downgrade

Any downgrade of Spain's rating would likely have implications on Barcelona's rating. A substantial deterioration in Barcelona's budgetary ratios, together with financing deficits and rising debt, could also strain the city's rating.

## Key indicators

### City of Barcelona

	2015	2016	2017	2018	2019	2020	2021F	2022F
Gross Operating Balance as a % of Operating Revenue	20.2	16.2	16.7	15.4	15.4	14.8	12.0	12.5
Capital Expenses as a % of Total Expenses	18.7	17.7	17.4	16.7	14.2	12.6	24.3	—
Self Financing Ratio	1.3	1.1	1.1	1.1	1.3	1.3	0.8	—
Financing Surplus(Deficit) as % of Total Revenue	5.4	1.3	1.3	1.2	4.1	4.0	-5.8	0.0
Interest Expenses as a % of Operating Revenue	0.9	0.7	0.7	0.5	0.7	0.5	0.6	0.7
Gross Borrowing Need as a % of Total Revenue	5.9	4.8	3.6	0.8	0.0	0.0	8.6	—
Net Direct and Indirect debt as a % of Operating Revenue	33.0	33.6	33.3	32.6	29.6	29.3	32.7	35.4

Forecasts for 2021 and 2022 represents Moody's forward view, not the view of the issuer.

Source: Issuer and Moody's Investors Service

## Detailed credit considerations

The credit profile of the City of Barcelona, as expressed in its Baa1 stable rating, combines its Baseline Credit Assessment (BCA) of baa1 and a strong likelihood of extraordinary support from the central government if the city faces acute liquidity stress.

### Baseline credit assessment

#### Robust governance and financial management

Barcelona's strong governance and management are reflected in its prudent budgetary practices, such as over-budgeting for current spending and under-budgeting for current revenue, thereby generating large operating balances. We regard the quality of Barcelona's internal controls and financial planning as very high. Barcelona also takes a conservative approach to debt and investment management, which limits its exposure to market risk. Comprehensive financial reporting supports fiscal and debt management.

#### Strong financial performance

Despite the disruption caused by the pandemic, Barcelona maintained a good budgetary performance in 2020. According to 2020 results, the city's gross operating balance (GOB) was €404 million, equivalent to 14.8% of its operating revenue, slightly below the €406 million, or 15.4% of operating revenue, in 2019. This slight deterioration mainly reflects a 4.4% increase in operating expenditure, while the operating revenue increased 3.6%. The rise in expenditure was driven by a 6.7% increase in transfers to the city's public entities and a 2.3% increase in personnel costs, mainly for new staff (police and firemen). The city's positive GOB, together with a 44% decrease in capital revenue and a 9% increase in capital spending, resulted in a financing surplus of €109 million, or 4% of operating revenue, unchanged from the 2019 level.

To ease the strain on the regional and local economies, the Spanish government suspended fiscal rules for the whole of the public sector in 2020 and 2021. However, Barcelona continues to follow its "Plan de Actuación Municipal". The plan aims to generate

This publication does not announce a credit rating action. For any credit ratings referenced in this publication, please see the ratings tab on the issuer/entity page on [www.moody's.com](http://www.moody's.com) for the most updated credit rating action information and rating history.

operating surpluses of more than 15% of operating revenue, limit debt to below 60% of operating revenue and ensure payments to suppliers within 30 days (22 days on average in 2020 versus 27 days in 2019).

While we expect a decrease in tax revenue collection in 2021 mainly because of the slowdown in economic activity, we also expect an increase in transfers from the central government to compensate for the impact of the pandemic on the city's economy, resulting in a limited effect on the city's operating balance forecasted at around 12% of operating revenue in 2021 and 2022. However, in view of the social emergency arising from the pandemic, the city budgeted a €350 million increase in investment for 2021, with an expected financing deficit of €156 million, equivalent to 5.8% of its operating revenue. We expect the city's fiscal deterioration to be temporary, which is already captured in its current rating of Baa1.

#### **Low indebtedness and good liquidity**

Barcelona has low debt compared with the city's European peers. In 2020, the city's direct debt increased by just 3% to €800 million from €780 million in 2019, with net direct and indirect debt/operating revenue of 29.3% as of year-end 2020, similar to the 29.6% reported in 2019 and well below its self-imposed limit of 60%.

The city's indirect debt is low compared with that of other Spanish municipalities at around 6% of operating revenue in 2020. Indirect debt in 2020 comprised €165 million of debt incurred by public companies (€169 million in 2019) and just €1 million of debt guarantees to other related entities or companies. This indirect debt was mainly composed of debt from the Instituto Municipal de la Vivienda y Rehabilitación de Barcelona (IMHAB), the city's public company in charge of the construction of public housing in the city as part of a new housing plan to build around 2,500 houses by 2023, of which around 2,000 will be for social renting.

Although the city plans to raise new debt of around €300 million due to the capital expenditure increase in 2021, we expect its net direct and indirect debt/operating revenue to be around 33% (35% in 2022). Despite the increase, this ratio will still be low and lower than its self-imposed limit of 60%. We consider Barcelona's debt manageable even if increasing in the following two years. In addition, we expect Spain's gradual economic recovery will provide further support and limit debt accumulation.

The city's liquidity is very good, with cash on hand of €661 million as of year-end 2020, equivalent to around 24% of its operating revenue, compared with €581 million a year earlier. This cash on hand will be more than sufficient to cover debt repayments of just €97 million due in 2021. The high level of cash will be sufficient to cover 82% of Barcelona's outstanding direct debt. We expect cash on hand to decrease but liquidity to remain good at around €475 million, as forecast by the city for year-end 2021.

#### **Large diversified economy**

Barcelona is the capital of the northeastern Spanish region of Catalunya and is one of the country's most developed and wealthiest cities, acting as a decentralising counterweight to the capital city of Madrid. For the past few years, Barcelona's population has grown largely because of migration inflow; its 1.6 million inhabitants accounted for 3.5% of the national population and 21.7% of the Catalan population in 2020.

Barcelona's economy is mainly concentrated in the services sector, primarily focused on business, healthcare, education, commerce, the hotel industry and tourism. While there is high uncertainty surrounding the impact of the pandemic on the city's economy, especially in terms of tourism, we consider Barcelona's economy to recover quickly from difficult conditions and expect a relatively quick recovery by the second half of 2021 (although this will depend on the duration of the pandemic). According to the city's statistical office, Barcelona's GDP declined by 8.4% (a 10.8% decline for Spain), mainly in the commercial, hotel and construction sectors.

In line with the slowdown in the economy, the city's unemployment rate increased to 12.6% in 2020 from 8.5% in 2019. However, despite the increase, it is still below the national average of 16.1% and the 13.9% for the region of Catalunya. Last available data in the city's employment was 11.3% in Q1 2021, we expect a quick recovery once domestic and international travel resumes.

#### **Limited fiscal flexibility**

The City of Barcelona mainly depends on transfers from the central government for its revenue. It has the authority to raise a variety of taxes, but has limited flexibility in setting their rates because the central government determines the maximum and minimum rates. With respect to spending, Barcelona faces significant payroll costs, similar to other Spanish local governments. Although the Spanish local governments control staff numbers, pay increases largely reflect decisions taken at the central government level, leaving municipalities with limited flexibility.

### Extraordinary support considerations

Barcelona has a strong likelihood of extraordinary support from the central government, reflecting our assessment of the risk to the government's reputation if the city defaults. Despite the government's promotion of greater accountability for Spanish municipalities, Barcelona's strategic role in Spain provides the government with an incentive to support the city in the event of need.

### ESG considerations

#### City of Barcelona's ESG Credit Impact Score is Neutral-to-Low CIS-2

Exhibit 3

#### ESG Credit Impact Score

## CIS-2

Neutral-to-Low

For an issuer scored CIS-2 (Neutral-to-Low), its ESG attributes are overall considered as having a neutral-to-low impact on the current rating; i.e., the overall influence of these attributes on the rating is non-material.



Source: Moody's Investors Service

Barcelona's ESG Credit Impact Score is neutral-to-low (**CIS-2**), reflecting low exposure to environmental risks, mostly low exposure to social risks and, very strong governance and in general strong capacity to respond to shocks.


Exhibit 4

#### ESG Issuer Profile Scores

ENVIRONMENTAL

## E-2


Neutral-to-Low



SOCIAL

## S-2

Neutral-to-Low



GOVERNANCE

## G-1

Positive



Source: Moody's Investors Service

### Environmental

Barcelona's exposure to environmental risks is low across all categories. Its overall E issuer profile score is therefore neutral-to-low (**E-2**).

### Social

We assess Barcelona's social issuer profile score as neutral to low (**S-2**) across most categories, reflecting high quality health & safety and access to basic services. The only category that entails moderately negative risk is the housing where the city of Barcelona faces issues mainly related to housing affordability.

### Governance

Barcelona's governance profile is captured by a positive G issuer profile score (**G-1**). The city scores well on accountability, regulatory quality and government effectiveness. Barcelona has very robust governance and management, demonstrated by its self-imposed fiscal and financial rules, which are more restrictive than rules under current legislation for local governments in Spain. The city also provides transparent and timely financial reports.

ESG Issuer Profile Scores and Credit Impact Scores for the rated entity/transaction are available on Moodys.com. In order to view the latest scores, please click [here](#) to go to the landing page for the entity/transaction on MDC and view the ESG Scores section.

## Rating methodology and scorecard factors

The assigned BCA of baa1 is close to the scorecard-indicated BCA of baa2. The scorecard-generated BCA of baa2 reflects an Idiosyncratic Risk score of 2 (presented below) on a scale of 1 to 9, where 1 represents the strongest relative credit quality and 9 the weakest; and a Systemic Risk score of Baa1, as reflected in Spain's Baa1 stable sovereign bond rating.

For details on our rating approach, please refer to [Rating Methodology: Regional and Local Governments](#).

Exhibit 5

### Barcelona, City of Regional & Local Governments

Baseline Credit Assessment – Scorecard	Score	Value	Sub-factor Weighting	Sub-factor Total	Factor Weighting	Total
<b>Factor 1: Economic Fundamentals</b>				<b>1</b>	<b>20%</b>	<b>0.20</b>
Economic Strength [1]	1	198.01%	70%			
Economic Volatility	1		30%			
<b>Factor 2: Institutional Framework</b>				<b>3</b>	<b>20%</b>	<b>0.60</b>
Legislative Background	1		50%			
Financial Flexibility	5		50%			
<b>Factor 3: Financial Position</b>				<b>1.50</b>	<b>30%</b>	<b>0.45</b>
Operating Margin [2]	1	15.03%	12.5%			
Interest Burden [3]	1	0.55%	12.5%			
Liquidity	1		25%			
Debt Burden [4]	1	29.32%	25%			
Debt Structure [5]	3	10.36%	25%			
<b>Factor 4: Governance and Management</b>				<b>1</b>	<b>30%</b>	<b>0.30</b>
Risk Controls and Financial Management	1					
Investment and Debt Management	1					
Transparency and Disclosure	1					
<b>Idiosyncratic Risk Assessment</b>						<b>1.55 (2)</b>
<b>Systemic Risk Assessment</b>						<b>Baa1</b>
<b>Scorecard-Indicated BCA Outcome</b>						<b>baa2</b>
<b>Assigned BCA</b>						<b>baa1</b>

[1] Local GDP per capita as % of national GDP per capita

[2] Gross operating balance/operating revenues

[3] Interest payments/operating revenues

[4] Net direct and indirect debt/operating revenues

[5] Short-term direct debt/total direct debt

Source: Moody's Investors Service; Fiscal 2020.

## Ratings

Exhibit 6

Category	Moody's Rating
<b>BARCELONA, CITY OF</b>	
Outlook	Stable
Issuer Rating	Baa1

Source: Moody's Investors Service

© 2022 Moody's Corporation, Moody's Investors Service, Inc., Moody's Analytics, Inc. and/or their licensors and affiliates (collectively, "MOODY'S"). All rights reserved.

CREDIT RATINGS ISSUED BY MOODY'S CREDIT RATINGS AFFILIATES ARE THEIR CURRENT OPINIONS OF THE RELATIVE FUTURE CREDIT RISK OF ENTITIES, CREDIT COMMITMENTS, OR DEBT OR DEBT-LIKE SECURITIES, AND MATERIALS, PRODUCTS, SERVICES AND INFORMATION PUBLISHED BY MOODY'S (COLLECTIVELY, "PUBLICATIONS") MAY INCLUDE SUCH CURRENT OPINIONS. MOODY'S DEFINES CREDIT RISK AS THE RISK THAT AN ENTITY MAY NOT MEET ITS CONTRACTUAL FINANCIAL OBLIGATIONS AS THEY COME DUE AND ANY ESTIMATED FINANCIAL LOSS IN THE EVENT OF DEFAULT OR IMPAIRMENT. SEE APPLICABLE MOODY'S RATING SYMBOLS AND DEFINITIONS PUBLICATION FOR INFORMATION ON THE TYPES OF CONTRACTUAL FINANCIAL OBLIGATIONS ADDRESSED BY MOODY'S CREDIT RATINGS. CREDIT RATINGS DO NOT ADDRESS ANY OTHER RISK, INCLUDING BUT NOT LIMITED TO: LIQUIDITY RISK, MARKET VALUE RISK, OR PRICE VOLATILITY. CREDIT RATINGS, NON-CREDIT ASSESSMENTS ("ASSESSMENTS"), AND OTHER OPINIONS INCLUDED IN MOODY'S PUBLICATIONS ARE NOT STATEMENTS OF CURRENT OR HISTORICAL FACT. MOODY'S PUBLICATIONS MAY ALSO INCLUDE QUANTITATIVE MODEL-BASED ESTIMATES OF CREDIT RISK AND RELATED OPINIONS OR COMMENTARY PUBLISHED BY MOODY'S ANALYTICS, INC. AND/OR ITS AFFILIATES. MOODY'S CREDIT RATINGS, ASSESSMENTS, OTHER OPINIONS AND PUBLICATIONS DO NOT CONSTITUTE OR PROVIDE INVESTMENT OR FINANCIAL ADVICE, AND MOODY'S CREDIT RATINGS, ASSESSMENTS, OTHER OPINIONS AND PUBLICATIONS ARE NOT AND DO NOT PROVIDE RECOMMENDATIONS TO PURCHASE, SELL, OR HOLD PARTICULAR SECURITIES. MOODY'S CREDIT RATINGS, ASSESSMENTS, OTHER OPINIONS AND PUBLICATIONS DO NOT COMMENT ON THE SUITABILITY OF AN INVESTMENT FOR ANY PARTICULAR INVESTOR. MOODY'S ISSUES ITS CREDIT RATINGS, ASSESSMENTS AND OTHER OPINIONS AND PUBLISHES ITS PUBLICATIONS WITH THE EXPECTATION AND UNDERSTANDING THAT EACH INVESTOR WILL, WITH DUE CARE, MAKE ITS OWN STUDY AND EVALUATION OF EACH SECURITY THAT IS UNDER CONSIDERATION FOR PURCHASE, HOLDING, OR SALE.

MOODY'S CREDIT RATINGS, ASSESSMENTS, OTHER OPINIONS, AND PUBLICATIONS ARE NOT INTENDED FOR USE BY RETAIL INVESTORS AND IT WOULD BE RECKLESS AND INAPPROPRIATE FOR RETAIL INVESTORS TO USE MOODY'S CREDIT RATINGS, ASSESSMENTS, OTHER OPINIONS OR PUBLICATIONS WHEN MAKING AN INVESTMENT DECISION. IF IN DOUBT YOU SHOULD CONTACT YOUR FINANCIAL OR OTHER PROFESSIONAL ADVISER.

ALL INFORMATION CONTAINED HEREIN IS PROTECTED BY LAW, INCLUDING BUT NOT LIMITED TO, COPYRIGHT LAW, AND NONE OF SUCH INFORMATION MAY BE COPIED OR OTHERWISE REPRODUCED, REPACKAGED, FURTHER TRANSMITTED, TRANSFERRED, DISSEMINATED, REDISTRIBUTED OR RESOLD, OR STORED FOR SUBSEQUENT USE FOR ANY SUCH PURPOSE, IN WHOLE OR IN PART, IN ANY FORM OR MANNER OR BY ANY MEANS WHATSOEVER, BY ANY PERSON WITHOUT MOODY'S PRIOR WRITTEN CONSENT.

MOODY'S CREDIT RATINGS, ASSESSMENTS, OTHER OPINIONS AND PUBLICATIONS ARE NOT INTENDED FOR USE BY ANY PERSON AS A BENCHMARK AS THAT TERM IS DEFINED FOR REGULATORY PURPOSES AND MUST NOT BE USED IN ANY WAY THAT COULD RESULT IN THEM BEING CONSIDERED A BENCHMARK.

All information contained herein is obtained by MOODY'S from sources believed by it to be accurate and reliable. Because of the possibility of human or mechanical error as well as other factors, however, all information contained herein is provided "AS IS" without warranty of any kind. MOODY'S adopts all necessary measures so that the information it uses in assigning a credit rating is of sufficient quality and from sources MOODY'S considers to be reliable including, when appropriate, independent third-party sources. However, MOODY'S is not an auditor and cannot in every instance independently verify or validate information received in the rating process or in preparing its Publications.

To the extent permitted by law, MOODY'S and its directors, officers, employees, agents, representatives, licensors and suppliers disclaim liability to any person or entity for any indirect, special, consequential, or incidental losses or damages whatsoever arising from or in connection with the information contained herein or the use of or inability to use any such information, even if MOODY'S or any of its directors, officers, employees, agents, representatives, licensors or suppliers is advised in advance of the possibility of such losses or damages, including but not limited to: (a) any loss of present or prospective profits or (b) any loss or damage arising where the relevant financial instrument is not the subject of a particular credit rating assigned by MOODY'S.

To the extent permitted by law, MOODY'S and its directors, officers, employees, agents, representatives, licensors and suppliers disclaim liability for any direct or compensatory losses or damages caused to any person or entity, including but not limited to by any negligence (but excluding fraud, willful misconduct or any other type of liability that, for the avoidance of doubt, by law cannot be excluded) on the part of, or any contingency within or beyond the control of, MOODY'S or any of its directors, officers, employees, agents, representatives, licensors or suppliers, arising from or in connection with the information contained herein or the use of or inability to use any such information.

NO WARRANTY, EXPRESS OR IMPLIED, AS TO THE ACCURACY, TIMELINESS, COMPLETENESS, MERCHANTABILITY OR FITNESS FOR ANY PARTICULAR PURPOSE OF ANY CREDIT RATING, ASSESSMENT, OTHER OPINION OR INFORMATION IS GIVEN OR MADE BY MOODY'S IN ANY FORM OR MANNER WHATSOEVER.

Moody's Investors Service, Inc., a wholly-owned credit rating agency subsidiary of Moody's Corporation ("MCO"), hereby discloses that most issuers of debt securities (including corporate and municipal bonds, debentures, notes and commercial paper) and preferred stock rated by Moody's Investors Service, Inc. have, prior to assignment of any credit rating, agreed to pay to Moody's Investors Service, Inc. for credit ratings opinions and services rendered by it fees ranging from \$1,000 to approximately \$5,000,000. MCO and Moody's Investors Service also maintain policies and procedures to address the independence of Moody's Investors Service credit ratings and credit rating processes. Information regarding certain affiliations that may exist between directors of MCO and rated entities, and between entities who hold credit ratings from Moody's Investors Service and have also publicly reported to the SEC an ownership interest in MCO of more than 5%, is posted annually at [www.moody's.com](http://www.moody's.com) under the heading "Investor Relations — Corporate Governance — Director and Shareholder Affiliation Policy."

Additional terms for Australia only: Any publication into Australia of this document is pursuant to the Australian Financial Services License of MOODY'S affiliate, Moody's Investors Service Pty Limited ABN 61 003 399 657 AFSL 336969 and/or Moody's Analytics Australia Pty Ltd ABN 94 105 136 972 AFSL 383569 (as applicable). This document is intended to be provided only to "wholesale clients" within the meaning of section 761G of the Corporations Act 2001. By continuing to access this document from within Australia, you represent to MOODY'S that you are, or are accessing the document as a representative of, a "wholesale client" and that neither you nor the entity you represent will directly or indirectly disseminate this document or its contents to "retail clients" within the meaning of section 761G of the Corporations Act 2001. MOODY'S credit rating is an opinion as to the creditworthiness of a debt obligation of the issuer, not on the equity securities of the issuer or any form of security that is available to retail investors.

Additional terms for Japan only: Moody's Japan K.K. ("MJKK") is a wholly-owned credit rating agency subsidiary of Moody's Group Japan G.K., which is wholly-owned by Moody's Overseas Holdings Inc., a wholly-owned subsidiary of MCO. Moody's SF Japan K.K. ("MSFJ") is a wholly-owned credit rating agency subsidiary of MJKK. MSFJ is not a Nationally Recognized Statistical Rating Organization ("NRSRO"). Therefore, credit ratings assigned by MSFJ are Non-NRSRO Credit Ratings. Non-NRSRO Credit Ratings are assigned by an entity that is not a NRSRO and, consequently, the rated obligation will not qualify for certain types of treatment under U.S. laws. MJKK and MSFJ are credit rating agencies registered with the Japan Financial Services Agency and their registration numbers are FSA Commissioner (Ratings) No. 2 and 3 respectively.

MJKK or MSFJ (as applicable) hereby disclose that most issuers of debt securities (including corporate and municipal bonds, debentures, notes and commercial paper) and preferred stock rated by MJKK or MSFJ (as applicable) have, prior to assignment of any credit rating, agreed to pay to MJKK or MSFJ (as applicable) for credit ratings opinions and services rendered by it fees ranging from JPY100,000 to approximately JPY550,000,000.

MJKK and MSFJ also maintain policies and procedures to address Japanese regulatory requirements.

REPORT NUMBER

1326511